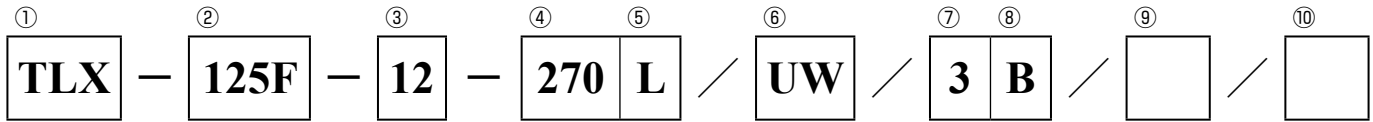


Product Code · This is the product code for MYDEX TLX series.



## ① Model Number

Code	Description of Code
TLX	Thin & Large Through Bore IndeX

## ② Center Distance (Size) / Output Shaft Type

S		F	
254S	350S	100F	150F
305S	450S	125F	175F

The numbers on the left table suggests center distances (sizes) and output shaft types.

Output shaft type : S → Shaft Type

F → Flange Type

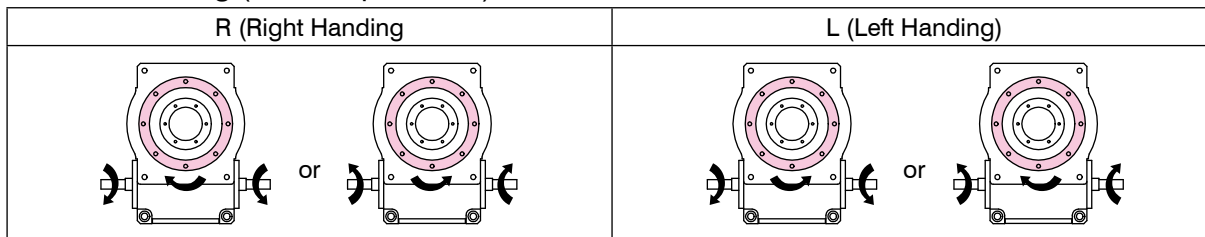
## ③ Number of Stops

Number of Stops												
4	5	6	8	10	12	15	16	20	24	30	32	40

## ④ Cam Index Angle

Cam Index Angle								
90	120	150	180	210	240	270	300	330

## ⑤ Cam Handing ( ● : Output Shaft)

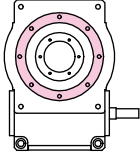
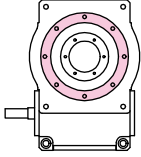
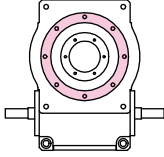


## ⑥ Faces of Mounting Tapped Holes

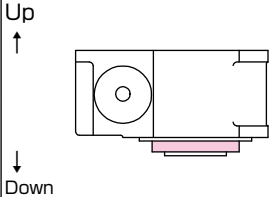
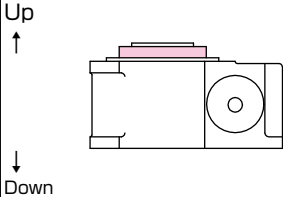
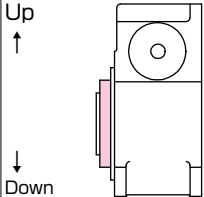
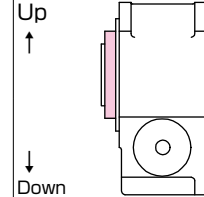
U	V	W	X	Y	Z
---	---	---	---	---	---

● Through-holes or mounting tapped holes are machined at face U, W.

## ⑦ Specifications of Input Shaft (● : Output Shaft)

Spec 1	Spec 2	Spec 3
		

## ⑧ Mounting Positions (● : Output Shaft)

A Position	B Position	C Position	D Position
			

## ⑨ Cam Specifications

Blank	Standard Spec (STD)
TH	Through Hard Cam
TD	Twin Dwell Cam

※ The combination is available. No need to specify the standard spec.  
Please specify the followings according to specifications.

TH	TD	TH/TD
----	----	-------

## ⑩ Special Specifications

Blank	Standard Spec
SP	Special Spec

Only if special specifications such as shape of input shafts and cam motion law, etc.