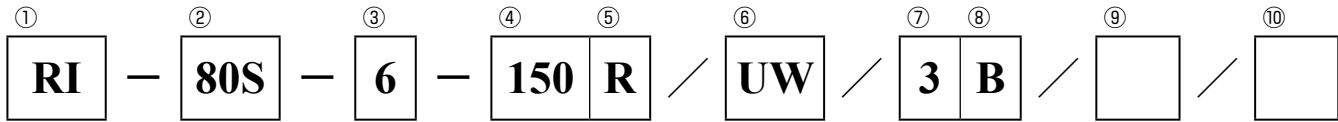


**Product Code:** This is the product code for MYDEX RI series.



## ① Model Number

Code	Description of Code
RI	Roller Gear Indexer

## ② Center Distance (Size) / Output Shaft Type

S			F			
32S	63S	108S	50F	80F	140F	200F
40S	70S		63F	90F	152F	254F
50S	80S		70F	108F	178F	

The alphabet on the left table suggests center distances (sizes) and output shaft types.

Output shaft type: S → Shaft Type

F → Flange Type

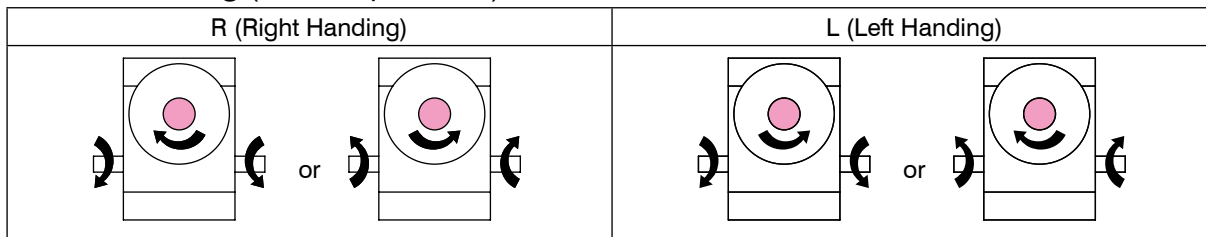
## ③ Number of Stops

Number of Stops										
2	3	4	5	6	8	10	12	16	20	24

## ④ Cam Index Angle

Cam Index angle									
90	120	150	180	210	240	270	300	330	

## ⑤ Cam Handing ( ● : Output Shaft)

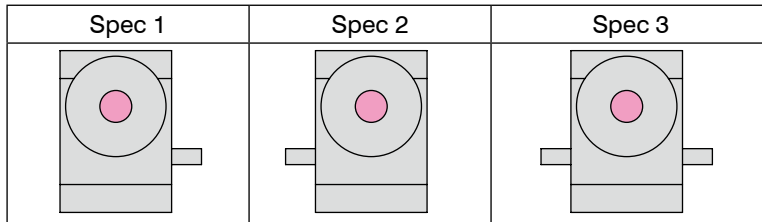


## ⑥ Faces of Mounting Tapped Holes

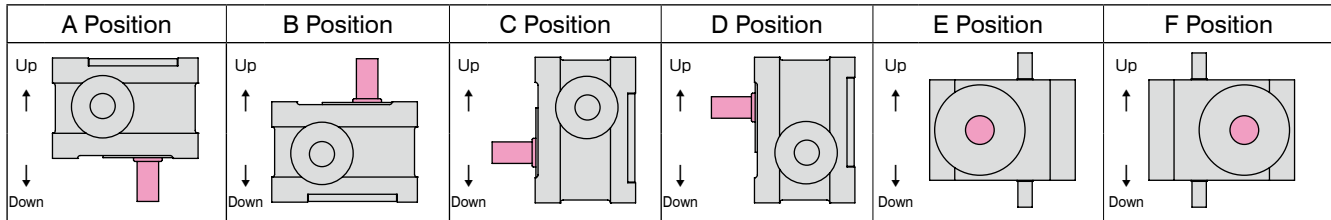
N	U	V	W	X	Y	Z
---	---	---	---	---	---	---

- Only RI-63 is machined with mounting tapped holes at all the 6 faces. (Please specify N)
- The tapped holes of the other sizes except RI-63 can be machined at the required faces. Please specify "N" if machining all the 6 faces are required.

## ⑦ Specifications of Input Shaft ( ● : Output Shaft)



## ⑧ Mounting Positions ( ● : Output Shaft)



## ⑨ Cam Specifications

Blank	Standard Spec (STD)
TH	Through Hard Cam
TD	Twin Dwell Cam

※ The combination is available. No need to specify the standard spec. Please specify the followings according to specifications.

TH	TD	TH/TD
----	----	-------

## ⑩ Special Specifications

Blank	Standard Spec
SP	Special Spec

Only if special specifications such as shape of input shafts and cam motion law, etc.